

## **ANNEX B: PORTFOLIO**

# List of projects

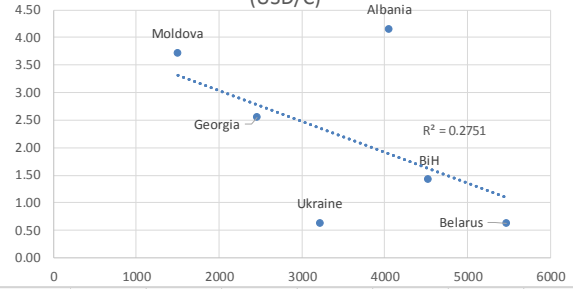
#	File no.	Title	DKK Period 2008-2012	DKK Period 2013-2015+	Phase	DKK	Dates	Status	Country	Partner	modality	Type of support	Focus	sub theme	Comments
1	403.A.7-04	Programme Against Human Trafficking in Eastern Europe 2009-2011	29,157,993		2008-2012	29,157,993	2009-2012	completed	regional	int org	Full delegat	TA only	HR/D	Conflict	Partner: IOM; mix of implementing partners under contract to IOM
2	403.A.7-05/2014-10360	Phase II of the Danish Programme Against Human Trafficking in Eastern and Southeastern Europe 2012-2013	15,000,000		2008-2012	15,000,000	2012-2013	completed	regional	int org	Full delegat	TA only	HR/D	Conflict	as above
3	403.A.16-1/2014-10280	Regional Media Programme 2012-2016	50,000,000		2008-2012	50,000,000	2012-2016	ongoing	regional	CSO	Grant	TA only	HR/D	CSO	Partner: international and national NGOs
4	403.A.20/2014-10329/10334	Civil Society Programme in Belarus, Ukraine og Moldova	65,000,000		2008-2012	65,000,000	2012-2016	ongoing	regional	CSO	Grant	TA only	HR/D	CSO	Partner: UNDP/ EEF and a number of Danish NGOs
5	403.A.22/2014-10347	EED European Endowment for Democracy	18,300,000		2013-2015	18,300,000	2014-2015	ongoing	regional	CSO	Grant	TA only	HR/D	CSO	Project partner EED? Project document missing cannot find the budget amount
6	403.A.23/2014-8095	Inclusive financial services in Kosovo and Bosnia-Herzegovina	62,690,000		2013-2015	62,690,000	2014-2018	ongoing	regional	int org	Full delegat	Grant for concessonary loan	SIEG	Growth	Partner: EFSE (KFW is the lead IFI)
7	403.A.28/2015-52019	Civil Society in Development	22,500,000		2013-2015	22,500,000	2015-2017	ongoing	regional	CSO	Grant	TA only	HR/D	CSO	Partner: Danish NGO CFSU
8	403 Albanien.1-1-02	Value Chains for Sustainable Livelihoods in Mountainous Albania	30,000,000		2008-2012	30,000,000	2009-2013	completed	Albania	CSO	Grant	Grant & TA	SIEG	Growth	Partner: SNV
9	403 Albanien.1-1-03/2014-10423	Support to human rights and good governance	6,000,000		2008-2012	6,000,000	2012-2016	ongoing	Albania	CSO	Grant	Grant	HR/D	IPI	partner: DHIR
10	403 Albanien.1-1-03/2014-10423	Support to human rights and good governance	4,000,000		2008-2012	4,000,000	2012-2016	ongoing	Albania	Gov	Financial a	TA	HR/D	IPI	partner: Albanian ombudsman
11	403 Albanien.1-02/2014-101421	Agricultural Sector Programme	80,000,000		2013-2015	80,000,000	2014-2018	ongoing	Albania	int org	partly deleg	Grant & TA	SIEG	Growth	Partner: GIZ. In principle a delegated partnership but in practice as GIZ has very different agreement structure with BMZ than is the normal case for Danida (lump sum offer based on indicators) a partial delegation was necessary to allow for inception and midterm reviews.
12	403 Belarus.1-05	Civil Society Program Belarus, phase 2	13,000,000		2008-2012	13,000,000	2008-2009	completed	Belarus	CSO	Grant	Grant & TA	HR/D	CSO	Partner: multiple CSO
13	403 Belarus.1-10	Civil Society Programme, Belarus, phase 3, (2010-2012)	20,000,000		2008-2012	20,000,000	2010-2012	completed	Belarus	CSO	Grant	Grant & TA	HR/D	CSO	Partner: multiple CSO
14	403 Belarus.1-07/2014-10445	Support to European Humanities University in Vilnius	5,810,000		2008-2012	5,810,000	2008-2016	ongoing	Belarus	int org	Full delegat	Grant only	SIEG	Skills	Partner: multidonor trust fund with Nordic Council of Ministers (note emergency fund)
15	403 Belarus.1-14/2015-3627	Local Governance Belarus	20,000,000		2013-2015	20,000,000	2015-2018	ongoing	Belarus	int org	Full delegat	Grant & TA	HR/D	PA	Partner: UNDP is IP for Strengthening Local Governance
16	403 Bosnia-Herzegovina.1-1	Danish Support to Credit Pra, BiH	24,300,000		2008-2012	24,300,000	2009-2014	completed	BiH	other	Full delegat	Grant only	SIEG	Growth	Partner: KFW
17	403 Bosnia-Herzegovina.1-05	Reforms in Bosnia-Herzegovina	30,000,000		2013-2015	30,000,000	2014-2017	ongoing	BiH	Gov	Grant	Grant & TA	HR/D	PA	Partner: UNDP
18	403 Georgia.1-03	Good Governance Programme in Georgia	15,000,000		2008-2012	15,000,000	2008-2010	completed	Georgia	other	Full delegat	Grant & TA	HR/D	PA	Partner: Georgia government agencies, managed by Council of Europe
19	403 Georgia.1-10/2014-107	Promotion of Judicial Reforms, Human and Minority Rights of Georgia	20,000,000		2008-2012	20,000,000	2010-2013	completed	Georgia	other	Full delegat	Grant & TA	HR/D	PA	Partner: Georgia government agencies, managed by Council of Europe
20	403 Georgia.1-11/2014-107	Rural Economic Development in Southern Georgia	50,000,000		2008-2012	50,000,000	2011-2017	ongoing	Georgia	other	partly deleg	Grant & TA	SIEG	Growth	Partner: Joint Danish-Swiss Programme, managed by the SDC
21	403 Georgia.1-15/2014-117	Energy Efficiency and Sustainable Energy in Georgia	18,000,000		2013-2015	18,000,000	2015-2019	ongoing	Georgia	int org	Full delegat	Grant & TA	SIEG	Energy	Partners: Ministry of Energy of Georgia
22	403 Georgia.1-15/2014-237	Energy Efficiency and Sustainable Energy in Georgia	12,000,000		2013-2015	12,000,000	2015-2019	ongoing	Georgia	int org	Full delegat	Grant & TA	SIEG	Energy	Partners: NEFCO
23	403 Kosovo.1-09	Support for the Multi-Donor Trust Fund for the Kosovo SE	10,000,000		2008-2012	10,000,000	2008-2012	completed	Kosovo	int org	Full delegat	TA only	SIEG	Growth	partner: WB - trust fund
24	403 Kosovo.1-10	2008 National Livelihoods College	10,000,000		2008-2012	10,000,000	2008-2014	ongoing	Kosovo	Gov	Full delegat	Grant & TA	SIEG	Skills	Partners: SPARK (Dutch NGO) ...could also include Ministry of Education
25	403 Kosovo.1-1	Employment promotion through business and skills deve	33,550,000		2008-2012	33,550,000	2008-2014	ongoing	Kosovo	Gov	Financial a	Grant & TA	SIEG	Skills	Partner: SDC who contracted Helvtas
26	403 Kosovo.1-1	Employment promotion through business and skills deve	32,950,000		2008-2012	32,950,000	2008-2014	ongoing	Kosovo	Gov	Financial a	Grant & TA	SIEG	Skills	Partner: MEST - mix of TA and grant
27	403 Kosovo.1-1	Employment promotion through business and skills deve	13,500,000		2008-2012	13,500,000	2008-2014	ongoing	Kosovo	Gov	Full delegat	Grant & TA	SIEG	Growth	Partner: EFSE (KFW) - trust fund
28	403 Kosovo.1-10-1/2014-11109	KOS Int Business College Mitrovica	8,000,000		2008-2012	8,000,000	2012-2016	ongoing	Kosovo	CSO	Grant	Grant & TA	SIEG	Skills	Partners: SPARK (Dutch NGO) ...could also include Ministry of Education
29	403 Kosovo.1-02/2014-11038/2014-11043/2014-10170	Support to Kosovo Agriculture Sector Strategy	61,000,000		2008-2012	61,000,000	2012-2016	ongoing	Kosovo	int org	partly deleg	Grant & TA	SIEG	Growth	Partners: WB, (partial because joint reviews)
30	403 Kosovo.1-02/2014-11038/2014-11043/2014-10170	Support to Kosovo Agriculture Sector Strategy	10,000,000		2008-2012	10,000,000	2012-2016	ongoing	Kosovo	int org	Full delegat	Grant & TA	SIEG	Growth	Partners: SDC (but did not take place)
31	403 Kosovo.1-02/2014-11038/2014-11043/2014-10170	Support to Kosovo Agriculture Sector Strategy	4,500,000		2008-2012	4,500,000	2012-2016	ongoing	Kosovo	CSO	Grant	Grant & TA	SIEG	Growth	Partners: SHE Era
32	403 Kosovo.1-17/2014-17369	Danish Support to Good Governance in Kosovo 2016-2018	30,000,000		2013-2015	15,000,000	2016-2018	ongoing	Kosovo	int org	partly deleg	Grant & TA	HR/D	Public adm	Partners: UNDP - partial because co-design of intervention
33	403 Kosovo.1-17/2014-17369	Danish Support to Good Governance in Kosovo 2016-2018	30,000,000		2013-2015	15,000,000	2016-2018	ongoing	Kosovo	CSO	Grant	Grant	HR/D	CSO	Partners: KCSF (also co-financed by SDC but not via SDC)
34	403 Moldova.3-01/2014-108	Moldova: Programme to support good governance, human rights and democratisation	11,000,000		2008-2012	11,000,000	2010-2014	completed	Moldova	int org	Full delegat	Grant & TA	HR/D	IPI	Partner: UNDP
35	403 Moldova.3-01/2014-108	Moldova: Programme to support good governance, human rights and democratisation	4,000,000		2008-2012	4,000,000	2010-2014	completed	Moldova	CSO	Grant	Grant & TA	HR/D	IPI	Partner: EEF
36	403 Moldova.1-1-02/2014-10	Financial support to rural areas	27,000,000		2008-2012	27,000,000	2010-2013	completed	Moldova	int org	Full delegat	Grant for concessonary loan	SIEG	Growth	Partner: IFAD
37	403 Moldova.1-1-03/2014-10	Moldova Private S. Programme	30,350,000		2008-2012	30,350,000	2010-2017	ongoing	Moldova	int org	Full delegat	Grant for concessonary loan	SIEG	Growth	Partner: IFAD
38	403 Moldova.1-2-01/2014-98	MDL UNDP Decentralisation	30,000,000		2013-2015	30,000,000	2013-2015	ongoing	Moldova	int org	Full delegat	TA only	HR/D	PA	Partner: UNDP
39	403 Moldova.1-3/2014-17068	Human Rights and Democracy Programme	15,000,000		2013-2015	15,000,000	2015-2018	ongoing	Moldova	int org	Full delegat	TA only	HR/D	PA	Partner: UNDP- strengthening human rights institutions of Moldova
40	403 Moldova.1-3/2014-17068	Human Rights and Democracy Programme	15,000,000		2013-2015	15,000,000	2015-2018	ongoing	Moldova	int org	Full delegat	TA only	HR/D	PA	Partner: Coe support to reform of general prosecutors office
41	403 Ukraine.1-17/2014-1116	Civil Society Development Programme	20,206,813		2008-2012	20,206,813	2009-2011	completed	Ukraine	int org	Full delegat	TA only	HR/D	CSO	Partner: UNDP
42	403 Ukraine.1-14/2014-1116	Public Sector reform in Ukraine (Phase 2)	24,000,000		2008-2012	24,000,000	2010-2013	completed	Ukraine	Gov	Financial a	TA only	HR/D	PA	Partner: Government bodies with service contract to a consultancy company to provide TA
43	403 Ukraine.1-14/2014-1116	Public Sector reform in Ukraine (Phase 2)	4,800,000		2008-2012	4,800,000	2010-2013	completed	Ukraine	int org	Full delegat	TA only	HR/D	PA	Partner: CoE
44	403 Ukraine.1-11	Private Sector Development Programme	28,000,000		2008-2012	28,000,000	2010-2015	completed	Ukraine	Gov	Financial a	Grant & TA	SIEG	Growth	Partner: Government and private sector and associations - service contract with NIRAS
45	403 Ukraine.1-11	Private Sector Development Programme	12,000,000		2008-2012	12,000,000	2010-2015	completed	Ukraine	int org	Full delegat	Grant for concessonary loan	SIEG	Growth	Partner: EBRD
46	403 Ukraine.1-15/2014-1116	Eastern Europe Energy Efficiency and Environmental Part	39,000,000		2008-2012	39,000,000	2011-2017	ongoing	Ukraine	int org	Full delegat	Grant for concessonary loan	SIEG	Energy	Partner: EBRD
47	403 Ukraine.1-16/2014-1118	UKR Public Sector criminal justice Reform phase 1, CoE Contribution to the SMM in Ukraine, new mandate period 2015-2016	14,000,000		2008-2012	14,000,000	2012-2015	ongoing	Ukraine	int org	Full delegat	TA only	HR/D	PA	Partner: CoE
48	403 Ukraine.1-17-9/2015-41	Renewable Energy and Energy Efficiency Programme 2014-17	13,000,000		2013-2015	13,000,000	2015-2016	ongoing	Ukraine	int org	Full delegat	TA only	HR/D	Conflict	Partner: OSCE
49	403 Ukraine.1-18/2015-196	Renewable Energy and Energy Efficiency Programme 2014-17	15,000,000		2013-2015	15,000,000	2015-2018	ongoing	Ukraine	int org	Full delegat	TA only	SIEG	Energy	Partner: DEA
50	403 Ukraine.1-18/2015-196	Renewable Energy and Energy Efficiency Programme 2014-17	15,000,000		2013-2015	15,000,000	2015-2018	ongoing	Ukraine	int org	Full delegat	TA only	SIEG	Energy	Partner: IFU
51	403 Ukraine.1-18/2015-196	Renewable Energy and Energy Efficiency Programme 2014-17	10,000,000		2013-2015	10,000,000	2015-2018	ongoing	Ukraine	int org	Full delegat	TA only	SIEG	Energy	Partner: EBRD (ESP)
52	403 Ukraine.1-22/2015-2685	Good governance and human rights programme	23,200,000		2013-2015	23,200,000	2015-2018	ongoing	Ukraine	int org	Full delegat	TA only	HR/D	PA	Partner: CoE for component on Criminal Justice Phase 2
53	403 Ukraine.1-22/2015-2685	Good governance and human rights programme	23,100,000		2013-2015	23,100,000	2015-2018	ongoing	Ukraine	int org	Full delegat	TA only	HR/D	PA	Partner: UNDP Corruption and accountability
54	403 Ukraine.1-22/2015-2685	Good governance and human rights programme	13,700,000		2013-2015	13,700,000	2015-2018	ongoing	Ukraine	int org	Full delegat	TA only	HR/D	IPI	Partner: UNDP ombudsman
55	403 Ukraine.1-24/2015-3520	The Danish Government's Growth package 2014: Ukraine Investment Facility	30,000,000		2013-2015	30,000,000	2015-2019	ongoing	Ukraine	int org	Full delegat	Grant for concessonary loan	SIEG	Growth	Partner: IFU
Totals (DKK)			745,124,806	\$26,490,000	#####										

## Country analysis

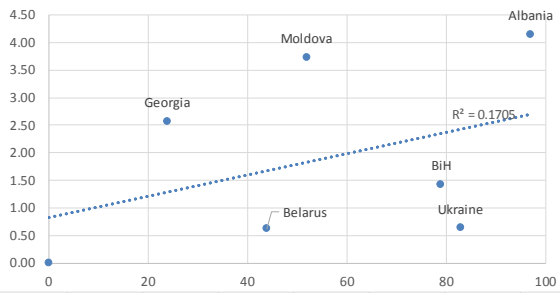
Table B1 base line (2008+) and current data (2014+)									
Baseline	2008	2008	2008	2010	2008	2009	2009	2009	2009
									Female legislators, senior officials, managers %
Country	GNI/c (USD/C)	Population total	DBI (rank)	HDI (rank)	Un-employment %	WB government effectiveness	Rule of law index	Voice & accountability	
Albania	4,050	2,947,314		0.72	13.00	0.48	0.37	0.54	22
Belarus	5,470	9,528,000		0.79	6.20	0.11	0.17	0.08	46
BiH	4,530	9,528,000		0.71	23.00	0.28	0.44	0.47	
Georgia	2,460	4,383,800		0.74	16.50	0.62	0.49	0.41	34
Kosovo						0.43	0.32	0.45	
Moldova	1,500	3,570,108		0.67	4.00	0.37	0.40	0.37	39
Ukraine	3,220	46,258,200		0.73	6.40	0.22	0.24	0.49	41
Current	2014	2014	2015	2014	2014	2014	2014	2014	2014
									Female legislators, senior officials, managers %
Country	GNI/c (USD/C)	Population total	DBI (rank)	HDI (rank)	Un-employment %	WB government effectiveness	Rule of law index	Voice & accountability	
Albania	4450	2,894,475	97.00	0.73	16.10	0.53	0.41	0.55	
Belarus	7,340	9,470,000	44.00	0.80	5.90	0.35	0.23	0.07	
BiH	4,760	3,817,554	79.00	0.73	27.90	0.37	0.49	0.46	
Georgia	3,720	4,504,100	24.00	0.75	13.40	0.72	0.64	0.56	
Kosovo						0.43	0.37	0.40	
Moldova	2,560	3,556,400	52.00	0.69	3.40	0.40	0.47	0.49	44.00
Ukraine	3,560	45,362,900	83.00	7.47	7.70	0.40	0.23	0.47	38.00
source:									
GNI/c		<a href="http://data.worldbank.org/indicator/NY.GNP.PCAP.CD?page=1&amp;order=wbapi_data_value_2011%20">http://data.worldbank.org/indicator/NY.GNP.PCAP.CD?page=1&amp;order=wbapi_data_value_2011%20</a>							
Population total		<a href="http://data.worldbank.org/indicator/SP.POP.TOTL?display=default">http://data.worldbank.org/indicator/SP.POP.TOTL?display=default</a>							
DBI		<a href="http://data.worldbank.org/indicator/IC.BUS.EASE.XQ">http://data.worldbank.org/indicator/IC.BUS.EASE.XQ</a>							
HDI		<a href="http://hdr.undp.org/en/countries/profiles/UKR">http://hdr.undp.org/en/countries/profiles/UKR</a>							
Unemployment		<a href="http://data.worldbank.org/indicator/SL.UEM.TOTL.ZS/countries?display=default">http://data.worldbank.org/indicator/SL.UEM.TOTL.ZS/countries?display=default</a>							
Govrn. effectiveness		<a href="http://info.worldbank.org/governance/wgi/index.aspx#reports">http://info.worldbank.org/governance/wgi/index.aspx#reports</a>							
Rule of Law		<a href="http://info.worldbank.org/governance/wgi/index.aspx#reports">http://info.worldbank.org/governance/wgi/index.aspx#reports</a>							
Voice & Account.		<a href="http://info.worldbank.org/governance/wgi/index.aspx#reports">http://info.worldbank.org/governance/wgi/index.aspx#reports</a>							
Female in Parl.		<a href="http://data.worldbank.org/indicator/SG.GEN.LSOM.ZS">http://data.worldbank.org/indicator/SG.GEN.LSOM.ZS</a>							

Tables B 2 - plotting of baseline data against commitments per person (DKK/capita)

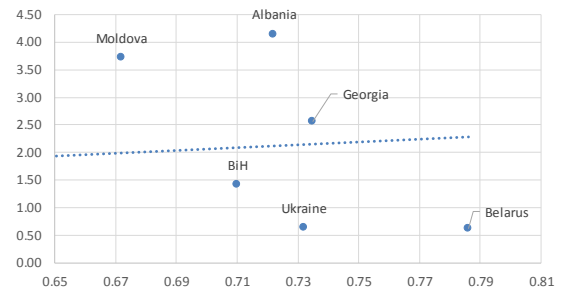
Commitment (DKK/capita) versus GNI/capita (USD/C)



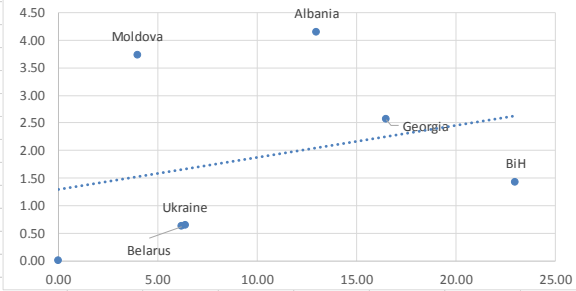
Commitment (DKK m/p) versus Doing Business index



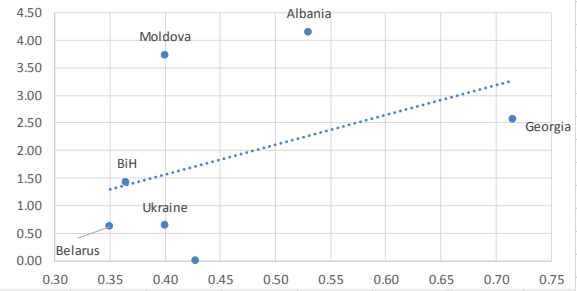
Commitment (DKK/p) versus Human Development Index



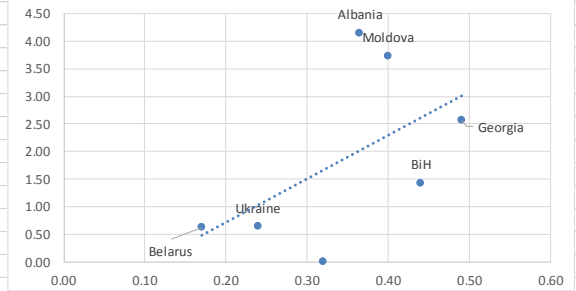
Commitment (DKK/p) versus unemployment (%)



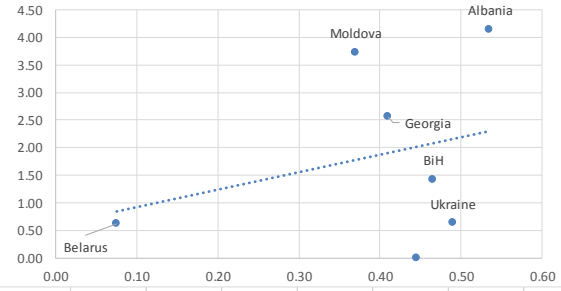
Commitment (DKK m) government effectiveness



Commitment (DKK/p) versus rule of law



Commitment (DKK/p) versus voice



# Programme analysis

## 1. Project distribution

### Project distribution

(sample of the 40 projects over DKK 5 million)

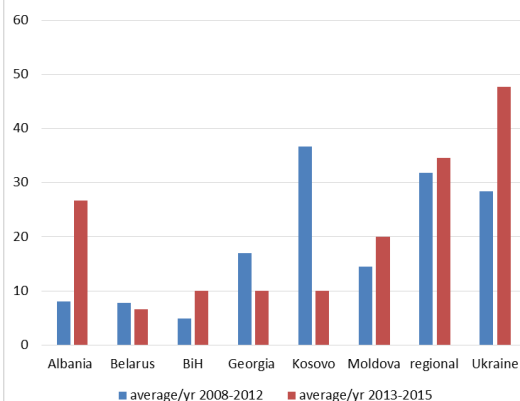
Although over a third of the projects are completed in terms of expenditure only 3% has been completed. The larger projects are taking longer to complete.

The annual average commitment has been roughly equal over the two strategy phases (2008-2011, DKK 149 m per year and 2013-2015, DKK 165 m per year). Commitments have risen notably in Albania and to a lesser extent in Ukraine and fallen in Kosovo. In the case of Ukraine and Kosovo reflecting changes in regional stability.

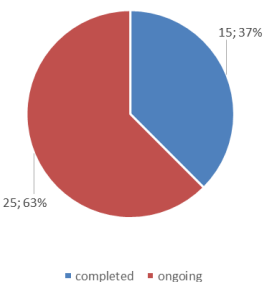
Disbursement has been greater than commitment due to expenditure from earlier programme phases. Disbursement has also been smoother than commitment. Absorption capacity is increasing.

The average project size has increased slightly between phase 2 and phase 3. The average project size does not vary significantly between countries

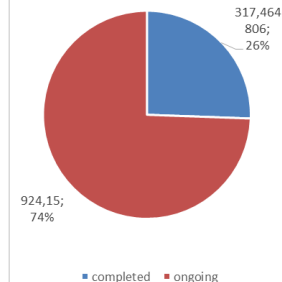
### Project commitments in strategy phase 2 and 3- average annual commitment (DKK million)



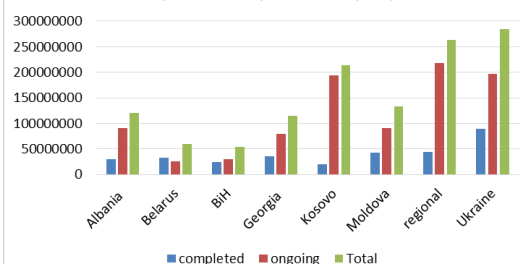
### Number of projects (%)



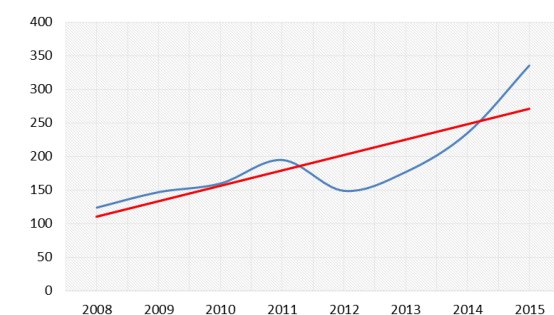
### Project amount (DKK m, %)



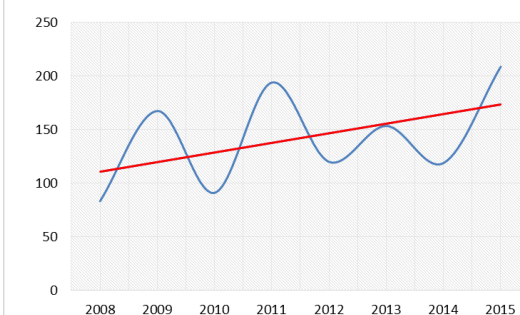
### Project amounts completed and ongoing (under implementation) 2008-2017 (DKK)



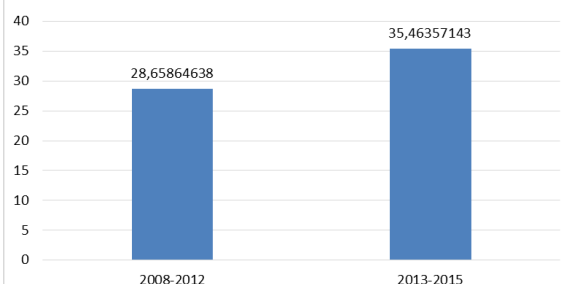
### Disbursement 2008-2015 (DKK million)



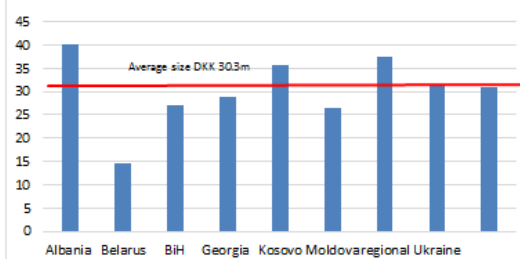
### Commitments 2008-2015 (DKK million)



### Average size of projects above DKK 5 million



### Average size of projects above DKK 5 million 2008-2015



## 2. Partner analysis

### Partner type

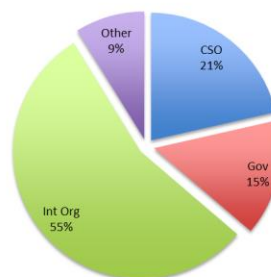
There are four types of partners: CSO, Government, International organisations (Int Org) and Other.

Across the period 2008-2015+ - International organisations are the largest partner group by number and volume followed by CSOs.

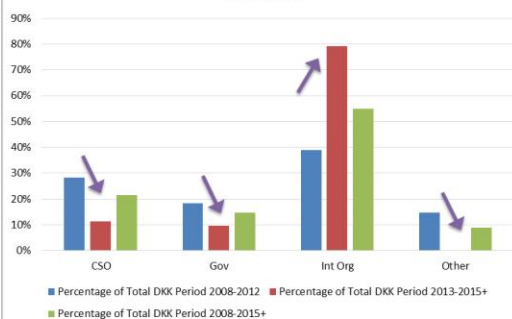
There is a marked shift towards international organisations between the 2nd and 3rd strategy periods.

The average size of project does not vary significantly between partner types – as the proportions of partner types are roughly the same whether measured by number of projects or budget amount.

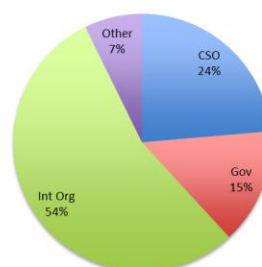
**Percentage of Total DKK Period 2008-2015+  
by Partner**



**Percentage of Total DKK for Different  
Partners**



**Percentage of Total Number of Projects Period 2008-  
2015+ by Partner**



### 3. Modality analysis

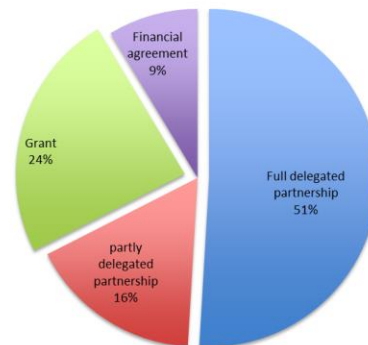
#### Modality

There are four types of modalities: Full delegated partnership; partly delegated partnership; financing agreement with a recipient government and grant.

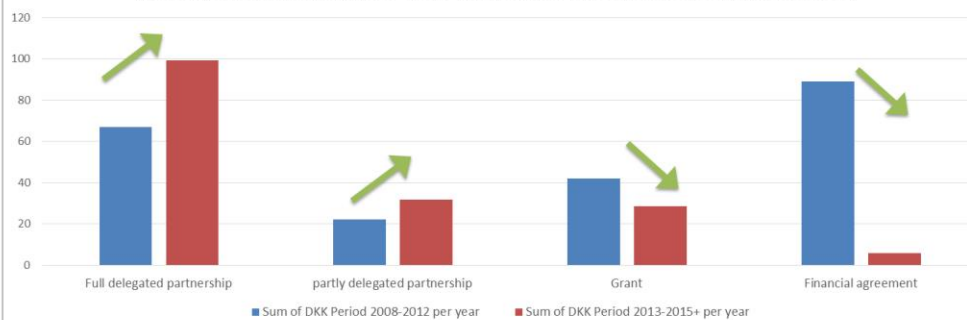
Full delegated partnership account for the majority of commitments (50%); with grants being the second most popular modality (25% of the commitments).

From the second strategy phase (2008-2012) to the third phase (2013-2015), there has been a tendency to use more full and partly delegated partnerships and fewer grants and financial agreements. This can also be linked to the choice of partner – more international organisations and less CSOs.

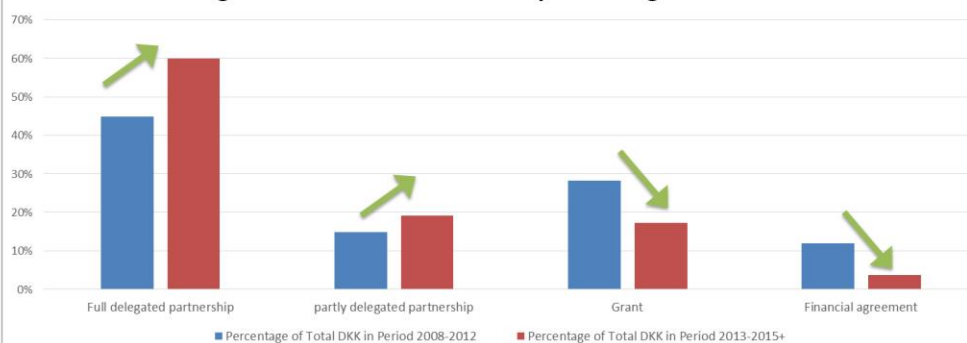
#### Modality (DKK million) 2008-2015



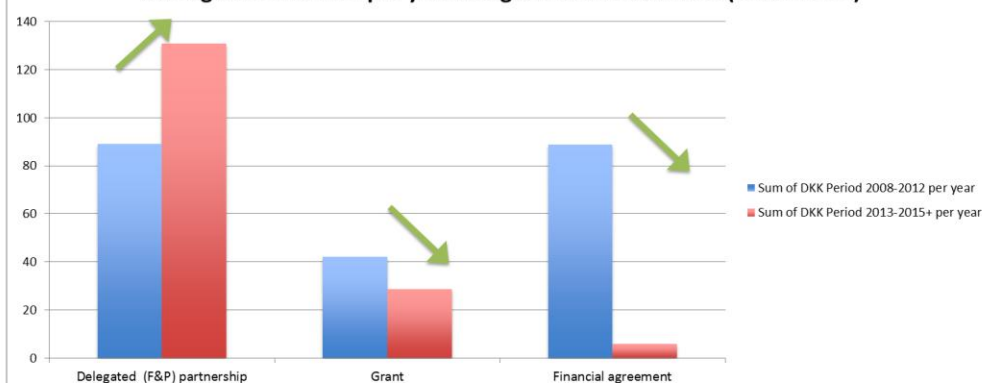
#### Average commitment per year using different modalities (DKK million)



#### Percentage commitment of DKK in each phase using different modalities



#### Average commitment per year using different modalities (DKK million)



## 4. Focus area analysis

### Focus areas

The strategy defines two main focus areas (human right and democracy (HR/D); sustainable and inclusive economic development (SIEG)) and up to seven sub-themes.

There is a broad balance in terms of commitment per year across these two themes – slightly greater attention was paid to the human rights and democracy focus area in the third strategy phase (2013-2015)

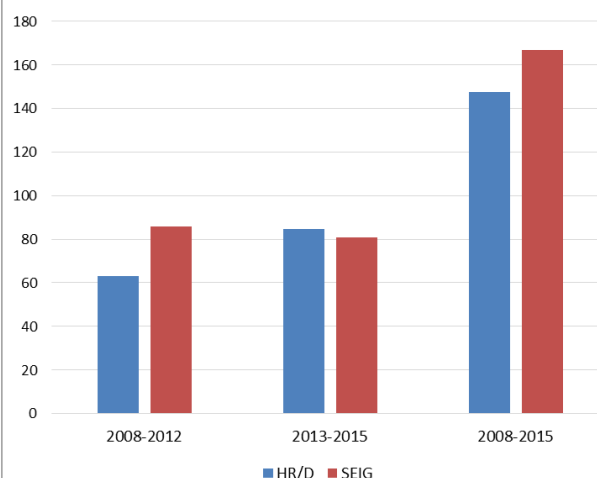
Most regional projects support the human rights and democracy focus area.

In Kosovo, Albania and Georgia there is a strong dominance of support to sustainable and inclusive economic growth.

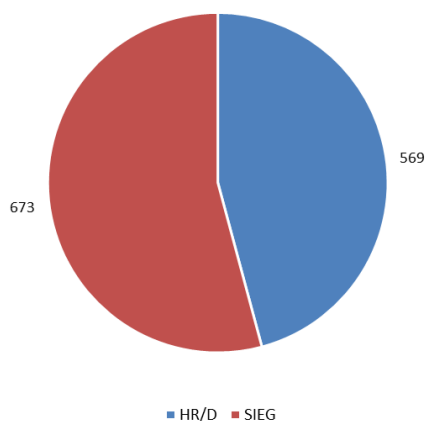
Within human rights and democracy, there is greater commitment towards public administration and less towards supporting CSOs, moving from the second strategy phase (2008-2012) to the third phase (2013-2015)

Within sustainable and inclusive economic growth there is an increasing level of commitment to energy and green technology moving from the second strategy phase (2008-2012) to the third phase (2013-2015).

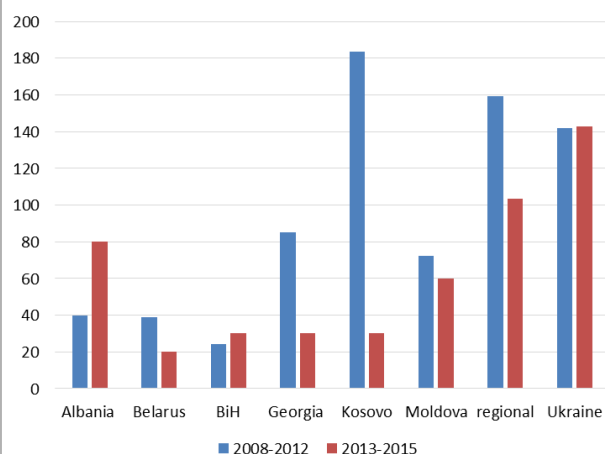
### Average commitment per year under different focus areas (DKK million/year)



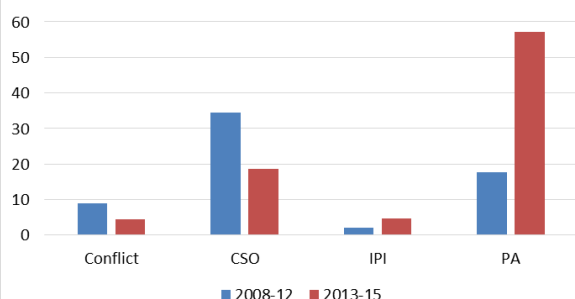
### Commitments to thematic focus areas 2008-2015 (DKK million)



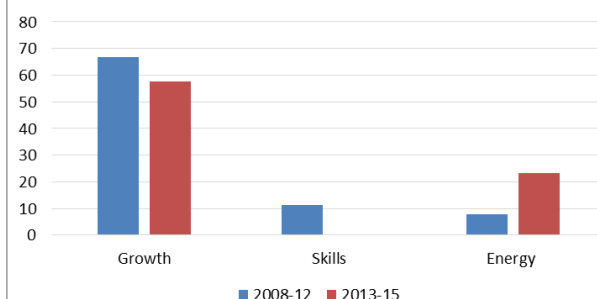
### Commitments to focus areas (2008-2015) (DKK million)



### Commitments to sub-themes under human rights and democracy 2008-2015 (DKK million per year)



### Commitments to sub-themes under sustainable and inclusive growth 2008-2015 (DKK million per year)

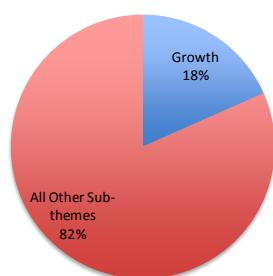




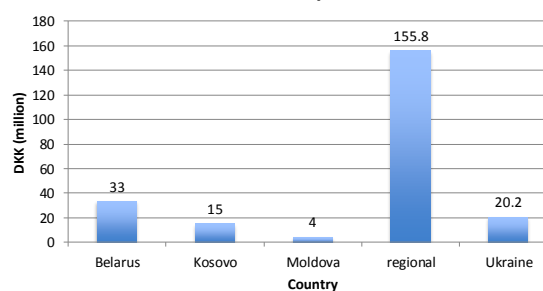
## 4.1 Civil society

#	Title	Phase	DKK	Country	Partner	modality	Type of support	sub theme	Comments
3	Regional Media Programme 2012-2016	2008-2012	50,000,000	regional	CSO	Grant	TA only	CSO	Partner: international and national NGOs
4	Civil Society Programme in Belarus, Ukraine og Moldova	2008-2012	65,000,000	regional	CSO	Grant	TA only	CSO	Partner: UNDP/ EEF and a number of Danish NGOs
5	EED European Endowment for Democracy	2013-2015	18,300,000	regional	CSO	Grant	TA only	CSO	Project partner EED? Project document missing cannot find the budget amount
7	Civil Society in Development	2013-2015	22,500,000	regional	CSO	Grant	TA only	CSO	Partner: Danish NGO CISU
11	Civil Society Program Belarus, phase 2	2008-2012	13,000,000	Belarus	CSO	Grant	Grant & TA	CSO	Partner: multiple CSO
12	Civil Society Programme, Belarus, phase 3, (2010-2012)	2008-2012	20,000,000	Belarus	CSO	Grant	Grant & TA	CSO	Partner: multiple CSO
26	Danish Support to Good Governance in Kosovo 2016-2018	2013-2015	15,000,000	Kosovo	CSO	Grant	Grant	CSO	Partners: KCSF (also co-financed by SDC but not via SDC)
27	Moldova: Programme to support good governance, human rights and democratisation	2008-2012	4,000,000	Moldova	CSO	Grant	Grant & TA	CSO	Partner: EEF
32	Civil Society Development Programme	2008-2012	20,206,813	Ukraine	int org	delegated partnership	TA only	CSO	Partner: UNDP
			<b>Total CSO</b>						<b>228,006,813</b>
			<b>Total All Sub-themes</b>						<b>1,241,614,806</b>
			%						<b>18.4%</b>

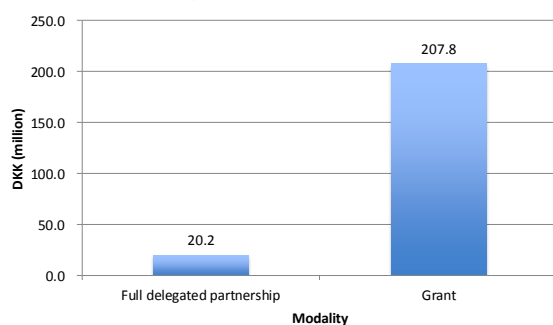
Percentage of budget on CSO



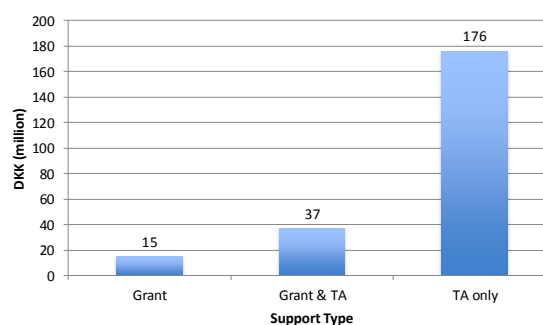
Country allocation (Total DKK 228 million)



Modality (Total DKK 228 million)



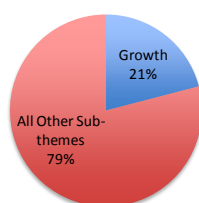
Support Type (Total DKK 228 million)



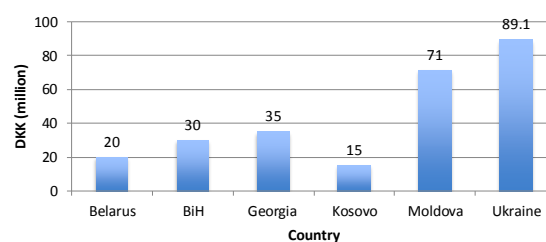
## 4.2 Public administration

#	Title	Phase	DKK	Country	Partner	modality	Type of support	sub theme	Comments
14	Local Governance Belarus	2013-2015	20,000,000	Belarus	int org	Full delegated partnership	Grant & TA	PA	Partner: UNDP is IP for Strengthening Local Governance
16	Reforms in Bosnia-Herzegovina	2013-2015	30,000,000	BiH	Gov	Grant	Grant & TA	PA	
17	Good Governance Programme in Georgia	2008-2012	15,000,000	Georgia	other	Full delegated partnership	Grant & TA	PA	Partner: Georgia government agencies, managed by Council of Europe
18	Promotion of Judicial Reforms, Human and Minority Rights of Georgia	2008-2012	20,000,000	Georgia	other	Full delegated partnership	Grant & TA	PA	agencies, managed by Council of Europe (note there was an IPI element)
26	Danish Support to Good Governance in Kosovo 2016-2018	2013-2015	15,000,000	Kosovo	int org	partly delegated partnership	Grant & TA	PA	Partners: UNDP - partial because co-design of intervention
27	Moldova: Programme to support good governance, human rights and democratisation	2008-2012	11,000,000	Moldova	int org	Full delegated partnership	Grant & TA	PA	Partner: UNDP
30	MOL UNDP Decentralisation	2013-2015	30,000,000	Moldova	int org	Full delegated partnership	TA only	PA	Partner: UNDP
31	Human Rights and Democracy Programme	2013-2015	15,000,000	Moldova	int org	Full delegated partnership	TA only	PA	Partner: UNDP- strengthening human rights institutions of Moldova
31	Human Rights and Democracy Programme	2013-2015	15,000,000	Moldova	int org	Full delegated partnership	TA only	PA	Partner: CoE support to reform of general prosecutors office
33	Public Sector reform in Ukraine (Phase 2)	2008-2012	24,000,000	Ukraine	Gov	Financial agreement	TA only	PA	Partner: Government bodies with service contract to a consultancy company to provide TA
33	Public Sector reform in Ukraine (Phase 2)	2008-2012	4,800,000	Ukraine	int org	Full delegated partnership	TA only	PA	Partner: CoE
36	UKR Public Sector criminal Justice Reform phase 1, CoE	2008-2012	14,000,000	Ukraine	int org	Full delegated partnership	TA only	PA	Partner: CoE
39	Good governance and human rights programme	2013-2015	23,200,000	Ukraine	int org	Full delegated partnership	TA only	PA	Partner: CoE for component on Criminal Justice Phase 2
39	Good governance and human rights programme	2013-2015	23,100,000	Ukraine	int org	Full delegated partnership	TA only	PA	Partner: UNDP Corruption and accountability
Total PA			260,100,000						
Total All Sub-themes			1,241,614,806						
			%						
			20.9%						

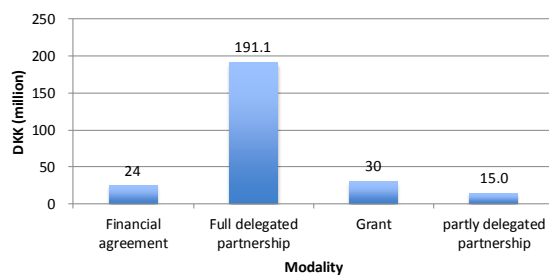
**Percentage of budget on PA (Total DKK 260.1 million)**



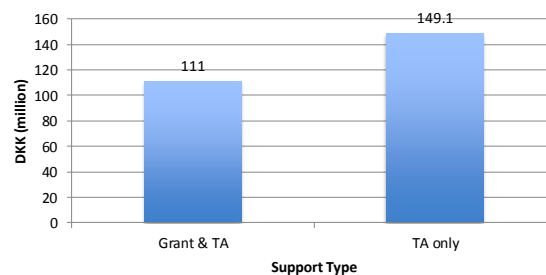
**Country Allocation (Total DKK 260.1 million)**



**Modality (Total DKK 260.1 million)**



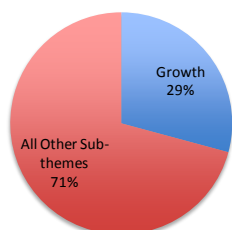
**Support Type (Total DKK 260.1 million)**



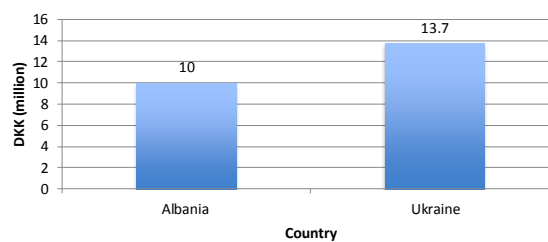
### 4.3 Independent public institutions

#	Title	Phase	DKK	Country	Partner	modality	Type of support	sub theme	Comments
9	Support to human rights and good governance	2008-2012	6,000,000	Albania	CSO	Grant	Grant	IPI	partner: DHIR
9	Support to human rights and good governance	2008-2012	4,000,000	Albania	Gov	Financial agreement	TA only	IPI	partner: Albanian ombudsman
39	Good governance and human rights programme	2013-2015	13,700,000	Ukraine	int org	Full delegated partnership	TA only	IPI	Partner: UNDP ombudsman
<b>Total IPI</b>			<b>23,700,000</b>						
<b>Total All Sub-themes</b>			<b>1,241,614,806</b>						
			<b>%</b>						
			<b>1.9%</b>						

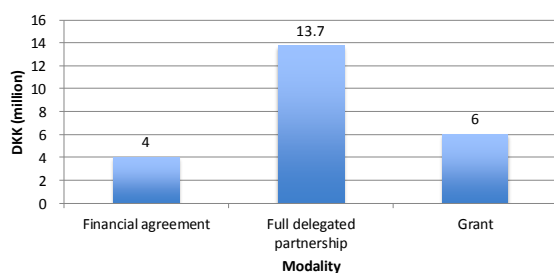
**Percentage of budget on IPI**



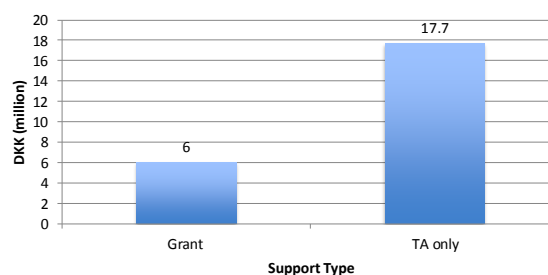
**Country allocation (Total DKK 23.7 million)**



**Modality (Total DKK 23.7 million)**



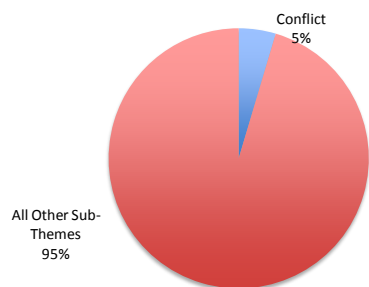
**Support Type (Total DKK 23.7 million)**



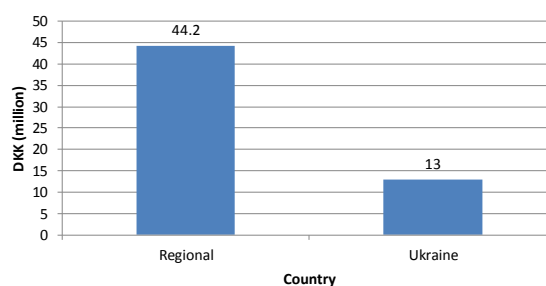
## 4.4 Cross border and conflict resolution

#	Project title	Budget (DKK)	Period	Country	Partner type	Modality	Support type	Sub-theme	Partner (notes)
1	Programme Against Human Trafficking in Eastern Europe 2009-2011	29,157,993	2009-2012	regional	int org	Full delegated partnership	TA only	Conflict	Partner: IOM; mix of implementing partners under contract to IOM
2	Phase III of the Danish Programme Against Human Trafficking in Eastern and Southeastern Europe 2012-2013	15,000,000	2012-2013	regional	int org	Full delegated partnership	TA only	Conflict	as above
37	Contribution to the SMM in Ukraine, new mandate period 2015-2016	13,000,000	2015-2016	Ukraine	int org	Full delegated partnership	TA only	Conflict	Partner: OSCE
<b>Total Conflict</b>		<b>57,157,993</b>							
<b>Total all sub-themes</b>		<b>1,241,614,806</b>							
<b>%</b>		<b>5%</b>							

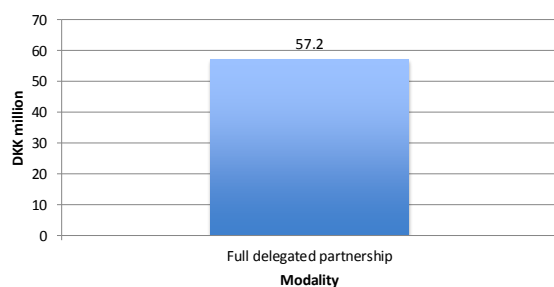
**Percentage of total budget on conflict**



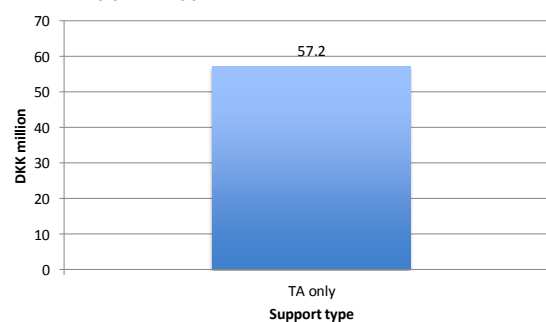
**Country allocation (Total DKK 57.2 million)**



**Modality (Total DKK 57.2 million)**



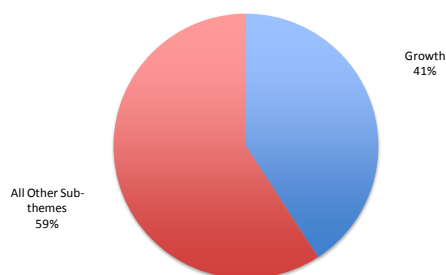
**Support type (Total DKK 57.2 million)**



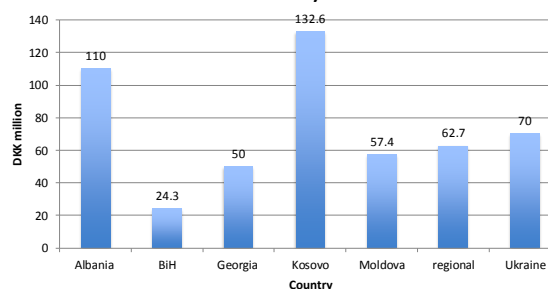
## 4.5 Economic growth

#	Title	Phase	DKK	Country	Partner	modality	Type of support	sub theme	Comments
6	Inclusive financial services in Kosovo and Bosnia-Herzegovina	2013-2015	62,690,000	regional	int org	Full delegated partnership	Grant for concessionary loan	Growth	Partner: EFSE (KFW is the lead IFI)
8	Value Chains for Sustainable Livelihoods in Mountainous Albania	2008-2012	30,000,000	Albania	CSO	Grant	Grant & TA	Growth	Partner: SNV
10	Agricultural Sector Programme	2013-2015	80,000,000	Albania	int org	partly delegated partnership	Grant & TA	Growth	Partner: GIZ. In principle a delegated partnership but in practice as GIZ has very different agreement structure with BMZ than is the normal case for Danida (lump sum offer based on indicators) a partial delegation was necessary to allow for inception and midterm reviews.
15	Danish Support to Credit Prg. BiH	2008-2012	24,300,000	BiH	other	Full delegated partnership	Grant only	Growth	Partner: KFW
19	Rural Economic Development in Southern Georgia	2008-2012	50,000,000	Georgia	other	partly delegated partnership	Grant & TA	Growth	Partner: Joint Danish-Swiss Programme, managed by the SDC
21	Support for the Multi-Donor Trust Fund for the Kosovo SEDPP	2008-2012	10,000,000	Kosovo	int org	Full delegated partnership	TA only	Growth	partner: WB - trust fund
23	Employment promotion through business and skills development	2008-2012	33,550,000	Kosovo	Gov	Full delegated partnership	Grant & TA	Growth	Partner: SDC who contracted Helvitas
23	Employment promotion through business and skills development	2008-2012	13,500,000	Kosovo	Gov	Full delegated partnership	Grant & TA	Growth	Partner: EFSE (KFW) - trust fund
25	Support to Kosovo Agriculture Sector Strategy	2008-2012	61,000,000	Kosovo	int org	partly delegated partnership	Grant & TA	Growth	Partners: WB, (partial because joint reviews)
25	Support to Kosovo Agriculture Sector Strategy	2008-2012	10,000,000	Kosovo	int org	Full delegated partnership	Grant & TA	Growth	Partners: SDC (but did not take place)
25	Support to Kosovo Agriculture Sector Strategy	2008-2012	4,500,000	Kosovo	CSO	Full delegated partnership	Grant & TA	Growth	Partner: SHE Era
28	Financial support to rural areas	2008-2012	27,000,000	Moldova	int org	Full delegated partnership	Grant for concessionary loan	Growth	Partner: IFAD
29	Moldova Private S. Programme	2008-2012	30,350,000	Moldova	int org	Full delegated partnership	Grant for concessionary loan	Growth	Partner: IFAD
34	Private Sector Development Programme	2008-2012	28,000,000	Ukraine	Gov	Financial agreement	Grant & TA	Growth	Partner: Government and private sector and associations - service contract with NIRAS
34	Private Sector Development Programme	2008-2012	12,000,000	Ukraine	int org	Full delegated partnership	Grant for concessionary loan	Growth	Partner: EBRD
40	The Danish Government's Growth package 2014: Ukraine Investment Facility	2013-2015	30,000,000	Ukraine	int org	Full delegated partnership	Grant for concessionary loan	Growth	Partner: IFU
Total growth			506,890,000						
Total all sub-themes			1,241,614,806						
			%						40.8%

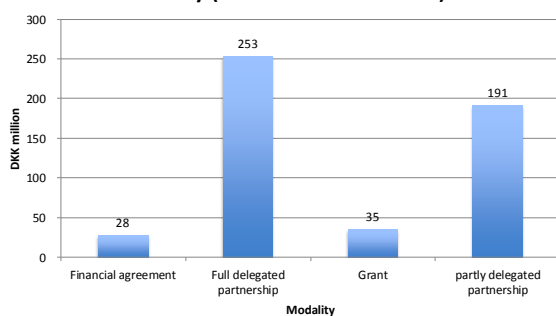
Percentage of total budget on growth



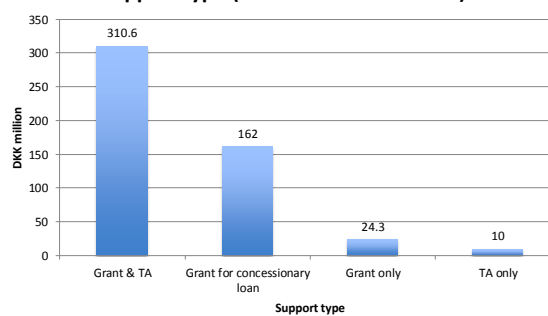
Country allocation (Total DKK 506.9 million)



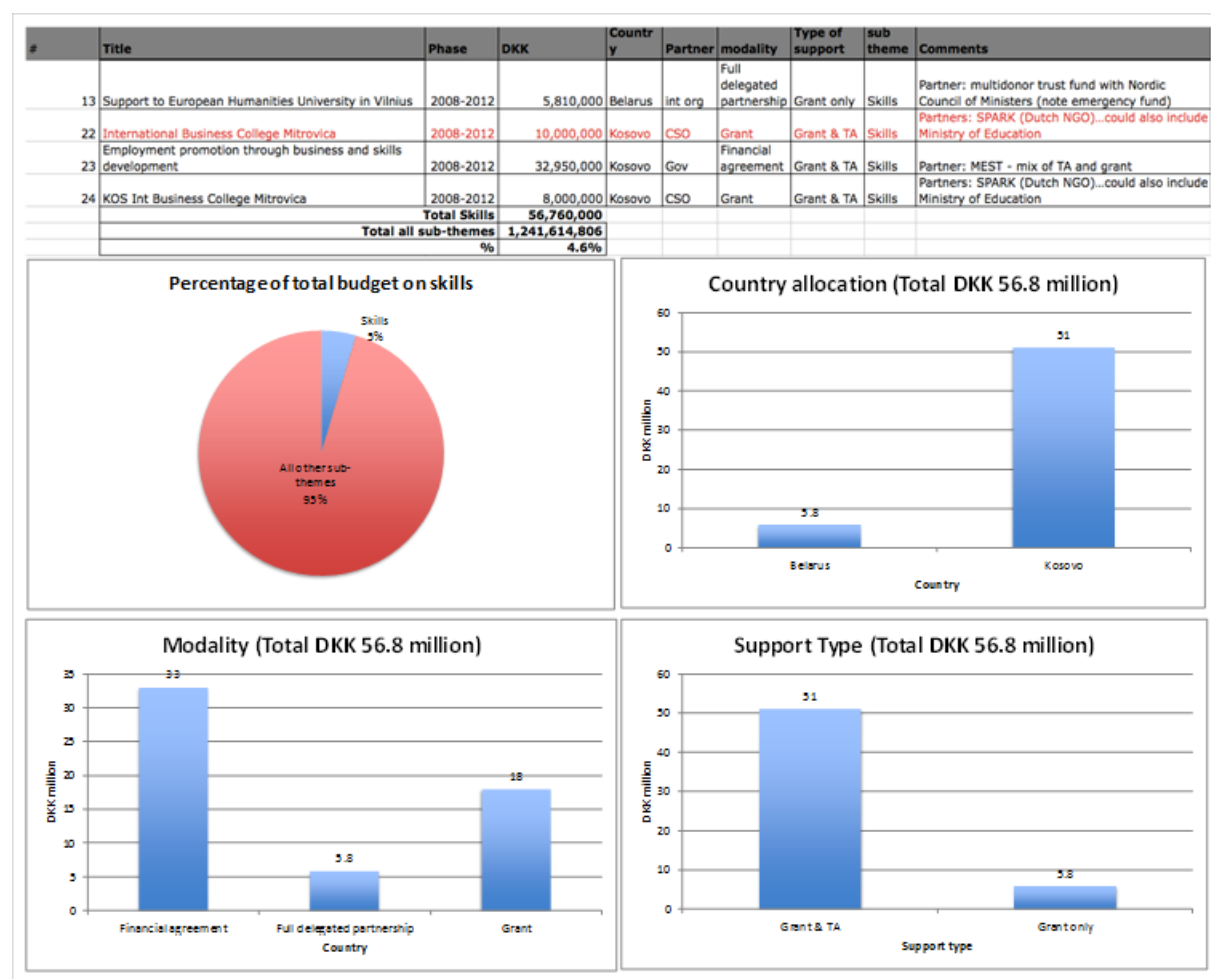
Modality (Total DKK 506.9 million)



Support type (Total DKK 506.9 million)



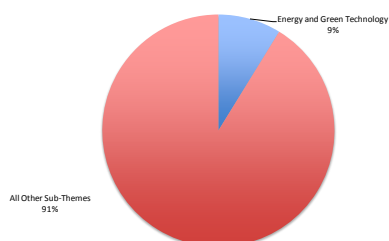
## 4.6 Skills



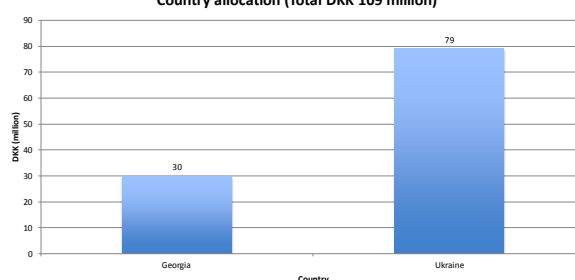
## 4.7 Energy and green technology

#	Project title	Budget (DKK)	Period	Country	Partner type	Modality	Support type	Sub-theme	Partner (notes)
20	Energy Efficiency and Sustainable Energy in Georgia	18,000,000	2015-2018	Georgia	Gov	Financial agreement	TA only	Energy	Partners: Ministry of Energy of Georgia
	Energy Efficiency and Sustainable Energy in Georgia	12,000,000	2015-2018	Georgia	int org	Full delegated partnership	Grant for concessionary loan	Energy	Partners: NEFCO
35	Eastern Europe Energy Efficiency and Environmental Partnership Fund E5P	39,000,000	2011-2017	Ukraine	int org	Full delegated partnership	Grant for concessionary loan	Energy	Partner: EBRD
38	Renewable Energy and Energy Efficiency Programme 2014-17.	15,000,000	2015-2018	Ukraine	int org	Full delegated partnership	TA only	Energy	Partner: DEA
	Renewable Energy and Energy Efficiency Programme 2014-17.	15,000,000	2015-2018	Ukraine	int org	Full delegated partnership	Grant & TA	Energy	Partner: IFU
	Renewable Energy and Energy Efficiency Programme 2014-17.	10,000,000	2015-2018	Ukraine	int org	Full delegated partnership	Grant for concessionary loan	Energy	Partner: EBRD (E5P)
<b>Total Energy and Green Technology</b>		<b>109,000,000</b>							
<b>Total all sub-themes</b>		<b>1,241,614,806</b>							
		<b>%</b>							
		<b>8.8%</b>							

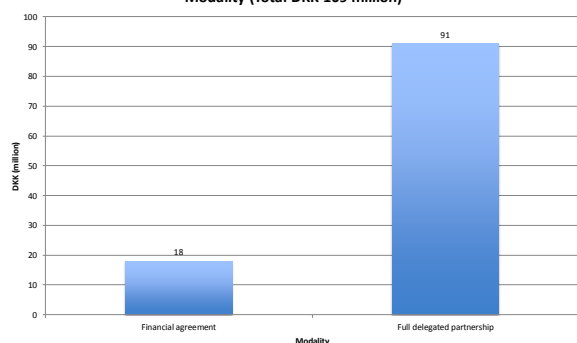
Percentage of total budget on energy and green technology



Country allocation (Total DKK 109 million)



Modality (Total DKK 109 million)



Support type (Total DKK 109 million)

